

Social Grade 9 K&E

Module 5

Immigration

Name:

Date Received:

Date in:


Mark:

Chapter 5

9.1 – Canada: Governance and Citizenship

Name: _____ Date: _____

Knowledge and Employability: Chapter 5 – 9.1 – Canada: Governance and Citizenship				
Outcome	Assignment		Complete/Date	
	Read	Do	Student	Teacher
<ul style="list-style-type: none"> • Demonstrate understanding of vocabulary. 		<input type="checkbox"/> Split Page Vocabulary (p. 95)		
<ul style="list-style-type: none"> • What factors influence immigration policies in Canada? 	<ul style="list-style-type: none"> • Page 162 • Page 167 • Page 169 Adding Up the Points – comic • Page 173 • Pages 177–178 	<ul style="list-style-type: none"> <input type="checkbox"/> Why would other people want to become citizens of Canada? (p. 96, 1–4) <input type="checkbox"/> Graphic Organizer – Immigration Categories (p. 96) <input type="checkbox"/> What factors does Canada use to decide who will be considered for immigration? Do you agree with the current system? (p. 97) <input type="checkbox"/> Graphic Organizer: Then and Now (p. 98) <input type="checkbox"/> Refugees (p. 99) 		

Knowledge and Employability: Chapter 5 – 9.1 – Canada Governance and Citizenship				
Outcome	Assignment		Complete/Date	
	Read 	Do	Student	Teacher
<ul style="list-style-type: none"> • What impact does immigration have on Aboriginal peoples and communities? 	<ul style="list-style-type: none"> • Page 184 	<input type="checkbox"/> How does immigration impact Canada's Aboriginal People? (p. 100)		
<ul style="list-style-type: none"> • How are the immigration policies of Quebec an attempt to strengthen the French language in North America? 	<ul style="list-style-type: none"> • Page 191 	<input type="checkbox"/> Graphic Organizer: How do immigration policies help to strengthen the French language in North America? (p. 101)		
<ul style="list-style-type: none"> • To what extent does Canada benefit from immigration? 		<input type="checkbox"/> Mapping Assignment: Where are immigrants coming from? (pp. 102–103) <input type="checkbox"/> Paragraph – How does Canada benefit from immigration? (p. 104)		
<ul style="list-style-type: none"> • What did I learn? 		<input type="checkbox"/> Chapter 5 Project – A photo story What factors influence immigration policies in Canada? (pp. 105–107)		



Split Page Vocabulary

How well do Canada's immigration laws and policies respond to immigration issues?

Directions:

Look up the definition for each term in the glossary at the back of your *Issues for Canadians* textbook. Show that you understand what the term means by using an example or drawing a picture that describes the term.

Term	Definition	Example/Picture
Immigration Page 162		
Quality of life Page 164		
Demographic Page 168		
Labour force growth Page 168		
Economic Page 175		
Refugee Page 177		
Accord Page 191		



Name: _____ Date: _____

Questions to think about:

- What factors influence immigration policies in Canada?
- What impact does immigration have on Aboriginal peoples and communities?
- How do immigration policies in Quebec help to strengthen the French language?
- How does Canada benefit from immigration?

Why would people from other countries want to become citizens of Canada? (read page 162 to help you get started)

1. _____
2. _____
3. _____
4. _____

People can apply to come to Canada under four categories. (page 167)

Immigration Categories

<p>Refugees 13%</p> <ul style="list-style-type: none"> • people escaping _____ , torture, _____ , or cruel and unusual punishment 	<p>Family Class 28%</p> <ul style="list-style-type: none"> • spouses, _____ , children, _____ , and grandparents of people living in Canada
<p>Economic Immigrants 55%</p> <ul style="list-style-type: none"> • skilled _____ and _____ 	<p>Other 4%</p> <ul style="list-style-type: none"> • people accepted as immigrants for _____ or _____ reasons

Name: _____ Date: _____



Read the comic 'Adding Up the Points' on page 169 of your textbook.

What factors does Canada use to decide who will be considered for immigration? List them below as you read – they are in red at the top of each box.

Factor 1: _____

Factor 2: _____

Factor 3: _____

Factor 4: _____

Factor 5: _____

Factor 6: _____

Canada needs large numbers of immigrants if we are to maintain our population numbers. Immigrants work to build our country and help us to maintain our quality of life. Labour force growth (the number of people who can work) is important if our economy is to keep growing. Without immigration, our labour force would shrink.

How do you think we should decide which immigrants are allowed into Canada? Do you agree with the current system or would you change it?



Name: _____ Date: _____

Then and Now

In the chart below, compare Canada's immigration system in the past to the immigration system we have now. Use page 173 in your textbook to help you.

Then	Now
<ul style="list-style-type: none">• Only allowed people from India to enter Canada if they sailed directly from India without stopping.	<ul style="list-style-type: none">• Immigrants can come from anywhere – everyone applies the same way.

Name: _____ Date: _____



Refugees

1. What are some reasons that Canada takes refugees as immigrants?
(page 177)

2. Read page 178 in your textbook. How did coming to Canada affect Mary's quality of life?



Name: _____ Date: _____

How does immigration impact Canada's Aboriginal people?

Aboriginal people in Canada have collective rights under the constitution. They have a reasonable expectation to be consulted and to share in Canada's prosperity. Some Aboriginal people face challenges with health, education, and employment. Issues occur when Canada needs more workers and fills these roles partly through immigration.

1. Read Assembly of First Nations, Resolution no. 49 on page 184 of your textbook.

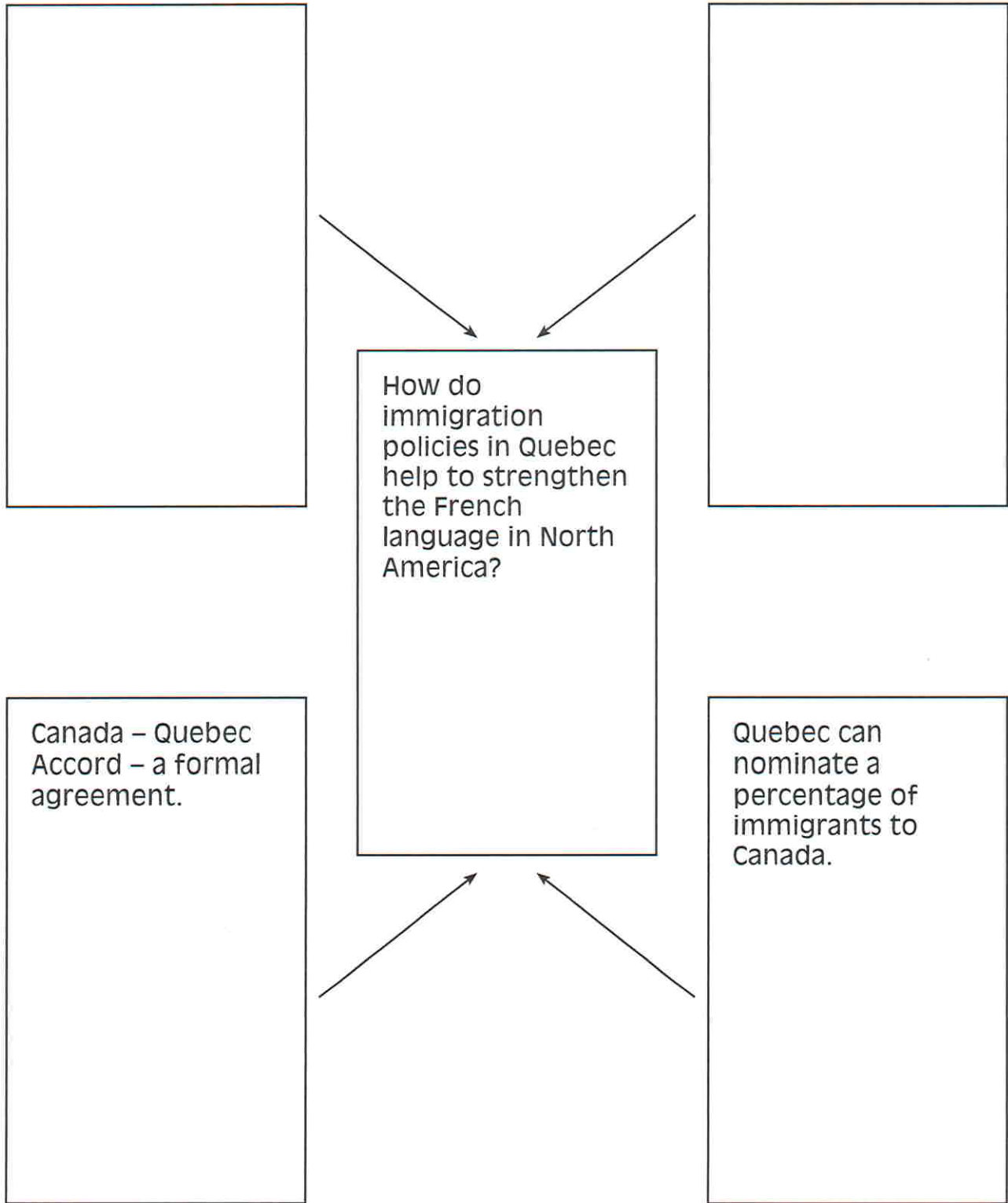
2. What is the First Nations view on immigration?

3. What would they like to see improved? (page 184, Resolution 49, last paragraph)



How do immigration policies in Quebec help to strengthen the French language?

Fill in the empty boxes using information from page 191.





Name: _____ Date: _____

Where are immigrants coming from?

Immigrant population by place of birth, by province and territory
(2006 Census)

	Canada	Man.	Sask.	Alta.	B.C.
Total – Place of birth	6,186,950	151,230	48,160	527,030	1,119,215
United States	250,535	7,090	5,425	28,325	56,560
Central and South America	381,165	17,765	2,545	31,160	32,455
Caribbean and Bermuda	317,765	4,085	725	10,365	8,575
Europe	2,278,345	62,545	21,615	187,675	349,410
Africa	374,565	7,660	3,540	35,525	34,575
Asia and the Middle East	2,525,160	51,490	13,860	225,410	606,730
Source: Statistics Canada, 2006 Census of Population.					

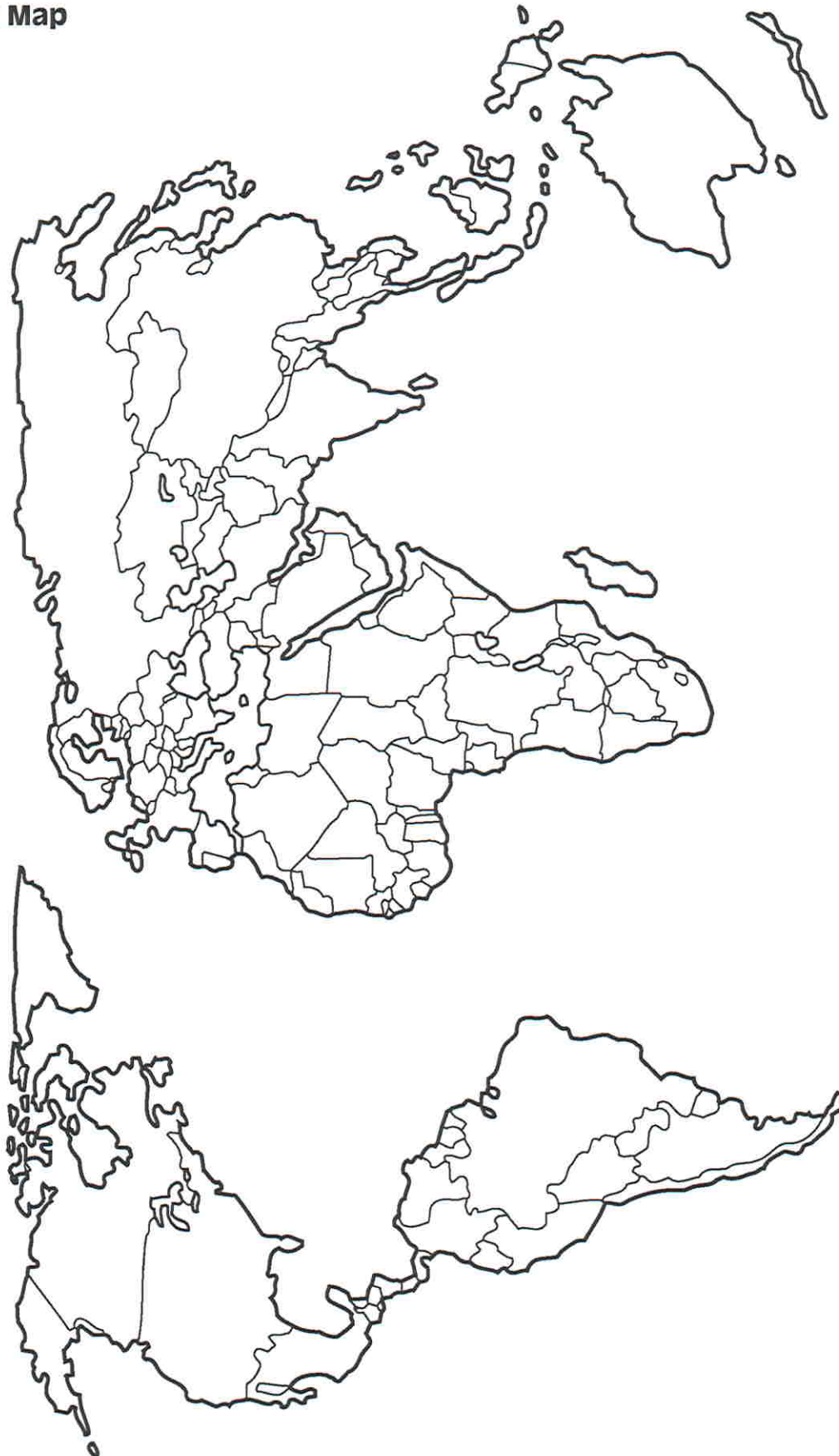
Source: Statistics Canada, 2006 Census of Population
<http://www40.statcan.ca/101/cst01/demo34c.htm>. Used with permission.

Assignment:

1. Label your map 'Immigrant Population by Place of Birth.'
2. On the world map, identify each 'Place of Birth' from the table. Use an atlas or computer to help you locate the places.
3. Make a key or legend.
4. Colour each 'Place of Birth' a different colour.
5. Using the total number – under the column labelled Canada – write that number on the 'Place of Birth' area.



World Map





Name: _____ Date: _____

Think About It

Topic: How does Canada benefit from immigration?

Assignment:

Using what you have learned about immigration in Canada, write a paragraph on how Canada benefits from immigration. Use Chapter 5 to help you form your ideas.



Chapter 5: Project

Topic: What factors influence immigration policies in Canada?

Assignment:

1. Your assignment is to create a photo story on the factors that influence immigration policies in Canada.
2. You will need to include information on:
 - How immigrants are chosen to come to Canada.
 - What factors and issues influence immigration?
 - Economics – need for workers, labour force growth, declining population.
 - Aboriginal and French concerns – Aboriginal perspective, Canada – Quebec Accord.
 - Health factors.
 - Security factors.
 - How Canada benefits from immigration.
3. Do your research.
 - Write each point you will need to collect information on as a heading.
 - Write short notes to describe each heading (use information from your text and K&E Works pages).
4. Decide how you will organize your photo story, how many slides will you include?
5. Draw out a rough plan.



Name: _____ Date: _____

Creating Your Photo Story

1. Go to the website below to access photo story. *If you don't have access to a computer, you may do this assignment as a poster project.

<http://windows.microsoft.com/en-US/windows-xp/help/digitalphotography/create-first-photo-story>

2. The site will walk you through each of the steps you need to create your photo story assignment.
3. Make sure to look over the rubric before you begin.



Project Rubric

	Excellent 4	Good 3	Adequate 2	Needs Work 1
Research x 2	<ul style="list-style-type: none"> Explanation/ research of your topic exceeds project expectations 	<ul style="list-style-type: none"> Explanation/ research of your topic meets most project expectations 	<ul style="list-style-type: none"> Explanation/ research of your topic meets some project expectations 	<ul style="list-style-type: none"> Explanation/ research of your topic is limited and meets only one or no project expectations
Facts	<ul style="list-style-type: none"> Historical facts are accurate, detailed, elaborate 	<ul style="list-style-type: none"> Historical facts are accurate and detailed 	<ul style="list-style-type: none"> Historical facts are accurate 	<ul style="list-style-type: none"> Historical facts are limited
Visuals/ Graphics	<ul style="list-style-type: none"> Project uses visuals and design to promote an excellent understanding of the topic 	<ul style="list-style-type: none"> Project uses visuals and design to promote an understanding of the topic 	<ul style="list-style-type: none"> Project uses some visuals and/or design to promote a basic understanding of the topic 	<ul style="list-style-type: none"> Project uses few or no visuals and/or design to promote an understanding of the topic
Worldview	<ul style="list-style-type: none"> Your project promotes an excellent understanding of worldview 	<ul style="list-style-type: none"> Your project promotes a good understanding of worldview 	<ul style="list-style-type: none"> Your project promotes an adequate understanding of worldview 	<ul style="list-style-type: none"> You have not included the concept of worldview in your project
Total				
	Wow			
	To think about			